

# Keep Calm and Carry Online

Creating an X-factor Experience for Students

## Tom Worthington

Honorary Senior Lecturer, ANU School of Computing

1pm Wednesday 20 October 2021 (Canberra Time)



# Creating an X-factor Experience for Students

- 1.X-factor for Student Satisfaction
- 2.Sage on the Stage & Many Guides On the Side
- 3.Tool Up
- 4.Global Design
- 5.Team Teaching ANU TechLauncher
- 6.Design Courses Like Luxury Cars

# The X-factor for Student Satisfaction?

"With university leaders scrambling to regroup amid the operational and financial chaos caused by COVID-19 ...

What remains unclear, however, is exactly how to crack the student experience X factor that delivers the kind of **transformative experience** students are looking for."




From: Creating an X-factor Experience, Gary Martin, Business News, 22 August 2021



# The Sage on the Stage


Prof. Steve Blackburn  
teaching Structured  
Programming, with  
interactive live-streamed  
lectures, from ANU  
Manning Clark Hall.



Professor Steve Blackburn, ANU

See: Teaching computer science in a pandemic, Video, ANU CECS, Sep 24, 2021 [https://www.youtube.com/watch?v=m24QSI\\_5oA8](https://www.youtube.com/watch?v=m24QSI_5oA8)

# Guide on the side



Prof. Steve Blackburn & tutor Leopold Zhou

# Support Crew



**Dr Kim Blackmore, Director, ANU Centre for Learning & Teaching**



# Tool Up

Folding Green Screen

Sounds absorbing Panel / Green Screen

Clip-on telephoto lens

Webcam

Telescopic tripod

Ring light

Monitor for presenting

Blood pressure monitor

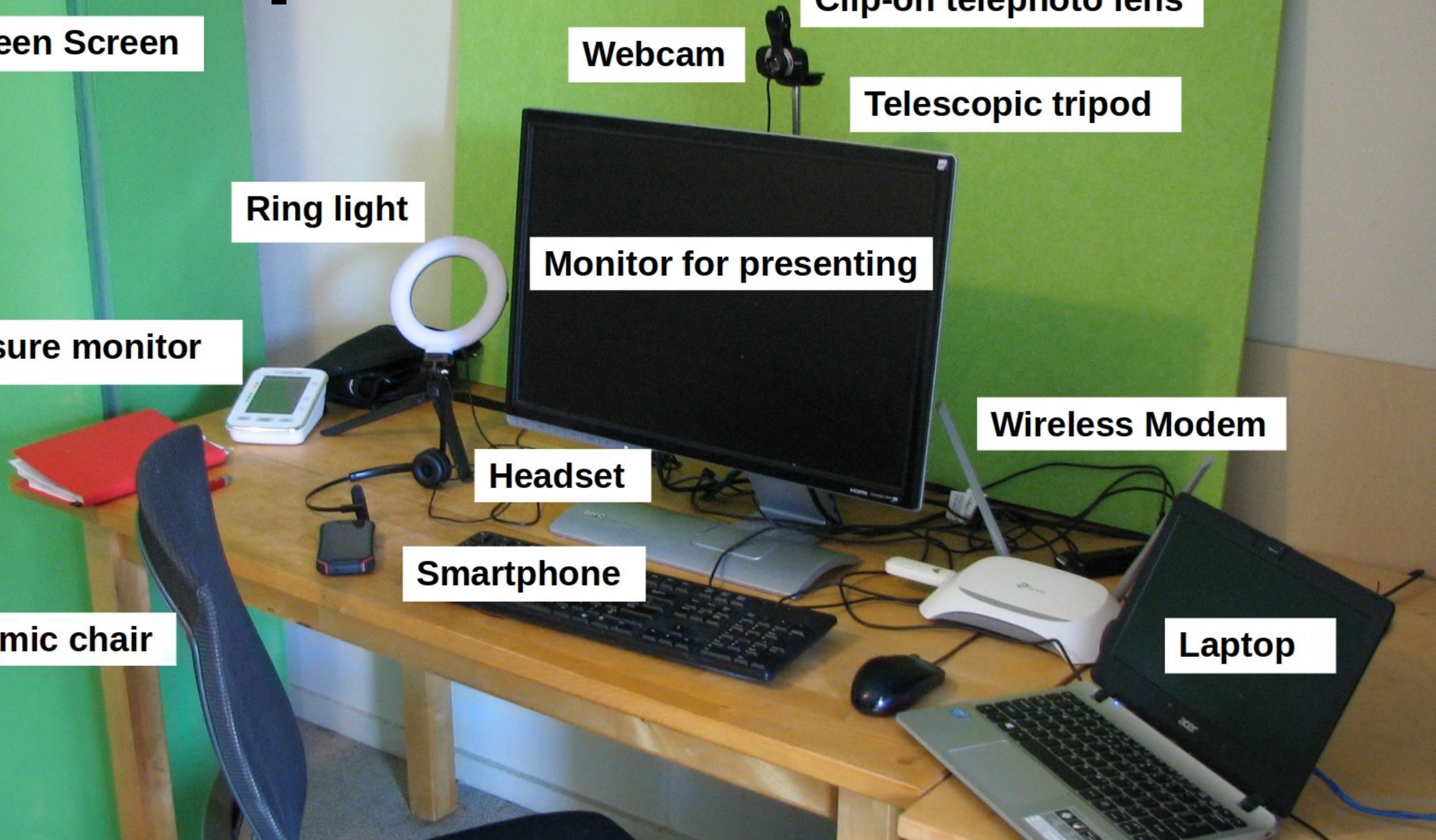
Wireless Modem

Headset

Smartphone

Ergonomic chair

Laptop





# Global Design

## 3-in-1 Hybrid Learning:

1. Online asynchronous course,
2. Add synchronous events,
3. Add classroom events.



Holly Hapke,  
University of Kentucky.

Hapke, H., Lee-Post, A., & Dean, T. (2020). 3-IN-1 HYBRID LEARNING ENVIRONMENT. Marketing Education Review, 1-8.  
<https://doi.org/10.1080/10528008.2020.1855989>



# Be an online student of teaching

- Enrol in an online course in how to teach.
- Have deadlines, and assessment, to make the experience real.



ANU Coffee Courses:

<https://services.anu.edu.au/training/anu-coffee-courses-on-teaching-learning-with-technology>



# Build the course around the assessment:

1. Set the learning objectives,
2. Select assessment to cover them,
3. Provide support to obtain the knowledge and skills needed for the assessment,
4. Have many small regular assessment items and a few big ones





# Make time for contact with students

- Drop most lectures
- Get students to communicate more
- Answer student questions to the group
- Use tools to free up your time
- Don't use email to communicate with students



ANU Workshop. photo by Tom Worthington, CC BY 2018



# Use video sparingly

1. Reuse old videos
2. Generate slideshows
3. Provide video to supplement the text
4. Implement accessibility guidelines



# Get help

- Ask for advice from the experts.
- Have a colleague, or assistant, to help you.
- Team teach live.



ANU Centre for Learning and Teaching (CLT)



# Team Teaching in ANU TechLauncher

Four workshops per semester for ANU Computer Project students, preparing a capstone reflective portfolio.

Designed for hybrid mode.

The team:

**Course convener:** Dr Charles Gretton, sets the context

**Instructor:** Tom Worthington, manages the students

**Subject matter expert:** Tempe Archer, delivers the workshop.

**200 Students:** Peer review.

**13 Tutors:** Assess their student's portfolios.



**Dr Charles Gretton,  
Convener**



**Tempe Archer,  
ANU Careers Consultant**

Reference: Worthington, T. (2019, December). Blend and Flip for Teaching Communication Skills to Final Year International Computer Science Students. In 2019 IEEE International Conference on Engineering, Technology and Education (TALE) (pp. 1-5). IEEE. <https://doi.org/10.1109/TALE48000.2019.9225921>



# The Lexus and The Learner



2007 Toyota Camry and Lexus ES, built on the same car platform ([Wikipedia, 2021](#))



# More Information

For notes and references:

“Keep Calm and Carry Online Webinar”  
(blog post):

<https://blog.highereducationwhisperer.com/2021/08/keep-calm-and-carry-online-some-tips.html>

